













## Total medals juniors

	Nation	Men kayak				Women kayak				Men canoe				Women canoe				Total			
		Gold	Silver	Bronze	Total	Gold	Silver	Bronze	Total	Gold	Silver	Bronze	Total	Gold	Silver	Bronze	Total	Gold	Silver	Bronze	Total
1	 BELARUS					1		1	2	1	1		2	2		1	3	4	1	2	7
2	 RUSSIAN FED.		2		2					1	1		2	1	3		4	2	6		8
3	 DENMARK	2			2		2		2									2	2		4
4	 HUNGARY		1		1	2	1		3									2	2		4
5	 FRANCE	1		1	2									1		1	2	2		2	4
6	 ITALY					1			1	1		1	2					2		1	3
7	 UKRAINE			1	1		1	2	3	1		2	3		1		1	1	2	5	8
8	 CZECH REP.			2	2	1		2	3		1	1	2					1	1	5	7
9	 GREAT BRITAIN	1	1		2													1	1		2

## Total medals juniors

	Nation	Men kayak				Women kayak				Men canoe				Women canoe				Total			
		Gold	Silver	Bronze	Total	Gold	Silver	Bronze	Total	Gold	Silver	Bronze	Total	Gold	Silver	Bronze	Total	Gold	Silver	Bronze	Total
10	 GERMANY	1			1													1			1
11	 ROMANIA						1		1		1		1						2		2
12	 BULGARIA		1		1														1		1
13	 SPAIN															1	1			1	1
14	 POLAND															1	1			1	1
15	 PORTUGAL			1	1															1	1